

TENTEC HYDRAULIC NUTS TYPE - BOTTOM COLLAR

Hydraulic pressure is applied simultaneously to each Tentec Nut. All frictional factors connected with conventional bolt tightening methods are alleviated since Tentec Nuts apply a direct axial force to the bolt which generates a bolt elongation. This elongation/tension is permanently retained by means of the load retaining collar. Tentec Nuts have been designed to be as compact as possible, in order to allow adjacent fitment on as many applications as possible. In most cases they are designed to produce a residual bolt stress of 45000 lbs/in² (310N/mm²) which is more than adequate for most bolted joint applications. As pressure is applied to the Tentec Nuts not only does the bolt elongate but also joint compression occurs. Since many applications incor-

BOLT TIGHTENING SOLUTIONS
We have many years experience of designing bespoke bolt tensioning tools for instances where standard hydraulic nuts are not suitable. Contact us for more information

porate some form of gasket, this joint compression can be substantial, in order to withstand this joint compression all Tentec Nuts are capable of considerable piston movement. This allows the Tentec Nuts, in most cases, the ability to tension a complete joint in only one pressurisation sequence, which can result in extremely high time savings.

Hydraulic Connections
User configurable quick release connections. Side and top connections available

Nut Body
Designed with considerable allowable ram movement. Refer to column S below

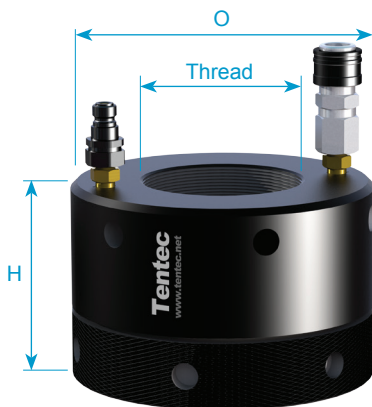
Hydraulic Seals
Proven seal technology ensures many 1000's of tool pressure cycles

Load Collar

Threaded Ram
Interfaces with the load collar to retain bolt load

TECHNICAL SPECIFICATIONS

Maximum Working Pressure = 2275bar



Part No	Thread	Thread	Part No	Bolt Load		O	H	S
Inch	Inches	Metric	Metric	kn	Tons	mm	mm	mm
BCHN:0875	7/8	M22	BCHN:0022	190	19.1	54	48	5
BCHN:1000	1"	M24	BCHN:0024	205	20.6	57	44	5
BCHN:1125	1 1/8	M27	BCHN:0027	220	22.1	60	48	5
BCHN:1250	1 1/4	M33	BCHN:0033	265	26.6	67	51	5
BCHN:1375	1 3/8	M36	BCHN:0036	325	32.6	73	54	6
BCHN:1500	1 1/2	M39	BCHN:0039	373	37.5	78	56	6
BCHN:1625	1 5/8	M42	BCHN:0042	424	42.6	83	58	6
BCHN:1750	1 3/4	M45	BCHN:0045	445	44.6	86	60	6
BCHN:1875	1 7/8	M48	BCHN:0048	523	52.5	93	70	8
BCHN:2000	2	M52	BCHN:0052	629	63.1	102	71	8
BCHN:2250	2 1/4	M56	BCHN:0056	781	78.3	112	75	8
BCHN:2500	2 1/2	M64	BCHN:0064	941	94.4	124	86	8
BCHN:2750	2 3/4	M68	BCHN:0068	1042	104.5	131	90	8
BCHN:3000	3	M72	BCHN:0072	1246	125.1	144	94	10
BCHN:3250	3 1/4	M80	BCHN:0080	1607	161.3	159	104	10
BCHN:3500	3 1/2	M90	BCHN:0090	2027	203.4	176	114	10
BCHN:3750	3 3/4	M95	BCHN:0095	2160	216.7	182	118	10
BCHN:4000	4	M100	BCHN:0100	2466	247.5	200	124	15
BCHN:4500	4 1/2	M110	BCHN:0110	2814	282.4	215	136	15
BCHN:5000	5	M125	BCHN:0125	3820	383.4	244	148	15
BCHN:5500	5 1/2	M140	BCHN:0140	4954	497.1	272	164	15
BCHN:6000	6	M150	BCHN:0150	5655	567.5	290	176	15

TENTEC HYDRAULIC NUTS TYPE - TOP COLLAR

Top Collar Hydraulic Nuts feature the same benefits as the Bottom Collar type Hydraulic Nuts. The Top Collar derivative is ideally used where the nut is sunk into a pocket or spot face. The load retaining collar is situated at the top of the hydraulic nut allowing for easy access by the user.

Safety & Reliability

Integrated into the design of each hydraulic nut are enhanced safety features including mechanisms to remove the hazard of over-stroking the hydraulic rams. All Tentec hydraulic nuts feature a mechanism which directs oil flow away from the operator in the instance the ram is over-stroked and exhausts oil harmlessly into the internal section of the nut.

Seal Technology

Over the years Tentec has developed a class leading high pressure seal technology. This innovative seal technology is industry proven and offers many 1000's of reliable and safe pressure cycles.

Hydraulic Connections

User configurable quick release connections. Side and top connections available.

Load Collar

Threaded Ram


Interfaces with the load collar to retain bolt load.

Hydraulic Seals

Proven seal technology ensures many 1000's of tool pressure cycles.

Nut Body


Designed with considerable allowable ram movement.



TECHNICAL SPECIFICATIONS

Maximum Working Pressure = 2275bar

Part No	Thread	Thread	Part No	Bolt Load		O	H	Ram Stroke
Inch	Inches	Metric	Metric	kN	Tons	mm	mm	mm
TCHN:0875	7/8	M22	TCHN:0022	190	19.1	54	40	5
TCHN:1000	1	M24	TCHN:0024	205	20.6	57	44	5
TCHN:1125	1 1/8	M27	TCHN:0027	220	22.1	60	46	5
TCHN:1250	1 1/4	M33	TCHN:0033	265	26.6	67	48	5
TCHN:1375	1 3/8	M36	TCHN:0036	325	32.6	73	52	6
TCHN:1500	1 1/2	M39	TCHN:0039	373	37.5	78	56	6
TCHN:1625	1 5/8	M42	TCHN:0042	424	42.6	83	58	6
TCHN:1750	1 3/4	M45	TCHN:0045	445	44.6	86	60	6
TCHN:1875	1 7/8	M48	TCHN:0048	523	52.5	93	64	8
TCHN:2000	2	M52	TCHN:0052	629	63.1	102	72	8
TCHN:2250	2 1/4	M56	TCHN:0056	781	78.3	112	75	8
TCHN:2500	2 1/2	M64	TCHN:0064	941	94.4	124	81	8
TCHN:2750	2 3/4	M68	TCHN:0068	1042	104.5	131	89	8
TCHN:3000	3	M72	TCHN:0072	1246	125.1	144	96	10
TCHN:3250	3 1/4	M80	TCHN:0080	1607	161.3	159	104	10
TCHN:3500	3 1/2	M90	TCHN:0090	2027	203.4	176	114	10
TCHN:3750	3 3/4	M95	TCHN:0095	2160	216.7	182	117	10
TCHN:4000	4	M100	TCHN:0100	2466	247.5	200	126	15
TCHN:4500	4 1/2	M110	TCHN:0110	2814	282.4	215	138	15
TCHN:5000	5	M125	TCHN:0125	3820	383.4	244	150	15
TCHN:5500	5 1/2	M140	TCHN:0140	4954	497.1	272	168	15
TCHN:6000	6	M150	TCHN:0150	5655	567.5	290	174	15



Designs and specifications are subject to change without notice or obligation. Read all safety instructions in the manual before usage.



WHY USE HYDRAULIC NUTS?

Consistent

Using multiple Hydraulic Nuts on a bolted joint gives a much improved uniform bolt load across all bolts.

Axial Bolt Load

Bolt load is applied axially to the bolt. Inconsistencies such as friction, bending and lubricant are not a factor when using Hydraulic Nuts. No torsional stresses are involved.

Fast Tensioning

Multiple Hydraulic Nuts offer a quick and accurate method of tightening a bolted joint.

Accurate

Bolt load is directly proportional to the pressure applied to the Hydraulic Nut.



TENTEC BOLT TIGHTENING SOLUTIONS



ISO 14001



BS OHSAS 18001



ISO 9001



Engineering Construction Industry Training Board
APPROVED PROVIDER

FPAL
empowered by Achilles



Registered

COMMITTED TO SUSTAINABLE PRODUCTIVITY

www.bolttighteningsolutions.com

Atlas Copco