

# BEVELING TOOLS

An excellent combination of power, design, durability and ergonomics. For stronger joints and rounded edges.



*Atlas Copco*

# BEVELING TOOLS

## Cutting Edge Technology.

Beveling gives you a sound welded joint with optimum amount of weld in place for maximum strength.

Rounded edges of metal surfaces gives you proper thickness of coatings and avoid not only corrosion but protects edge from chipping.



Carbide Inserts.



## LSB38 S085

LSB 38 is an excellent combination of power, design, durability and ergonomics for chamfering, deburring and giving radius edges to metal plates in stainless steel, mild steel and aluminium. Mills contours and cutouts in carbon steel, stainless steel, and aluminum with adjustable depth control.

3 indexable carbide inserts for beveling and a standard 45° milling head is included.

## GTB 25

GTB 25 is a portable beveling machine built upon a patented turbine technology air motor. An excellent combination of power, precision and perseverance. Ergonomic for the operator, efficient for your results. Mills contours and cutouts in carbon steel, stainless steel, and aluminum with adjustable depth control.

4 indexable carbide inserts for beveling and a standard 45° milling head is included.



## Features

- A** Guide bearing designed to suit the specific operation gives perfect finish to beveled or radius edge.
- B** Milling head @45° made of special alloy to get best power to weight ratio.
- C** Low clearance compact head to get better accessibility and stability of operation.
- D** Built-in spindle lock for the ease of changing guide bearing and carbide inserts with just one tool.
- E** Powerful, 1.3 kW, proven air motor with efficient speed governor.
- F** Rear exhaust to effectively direct air away from operator.
- G** Safety lever to help operator avoid unintentional Start of tool.
- H** Ergonomically designed support handle to give controlled and comfortable operation.
- I** Easy to read scale in Metric and Imperial for fine adjustment of bevel width and radius.
- J** Carbide insets with eight cutting edges gives unmatched productivity.
- K** Powerful, 2.5 kW turbine motor.





## Stronger joints that last

In fig.1 you see a fragile joint without beveled edges, showing path of force through weak areas. In fig.2 a weld preparation showing a uniform and linear path of force with a strong and secure joint.

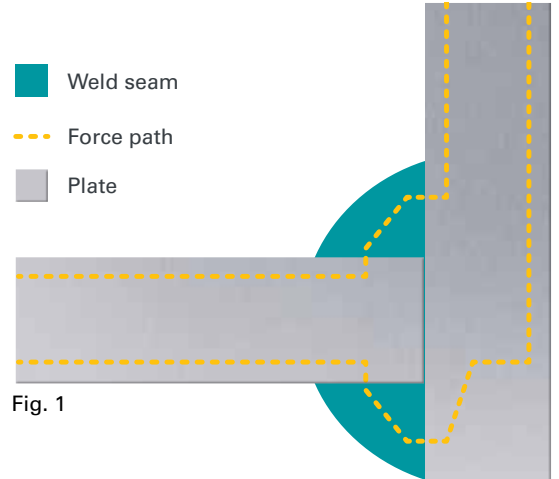


Fig. 1

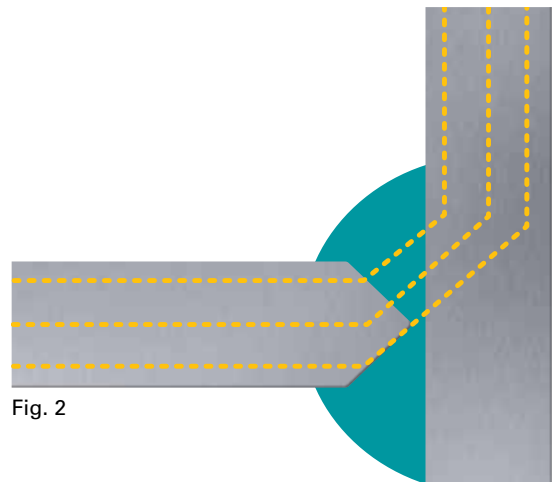


Fig. 2

## The edge of things

Rounding of edges takes away sharp edges from the manufacturing process. This gives evenly coating thickness and prevents chipping. Giving the piece better corrosion resistance and burr-free edges. On a sharp edge underlying corrosion may not be visual because thick coating is relatively hard and will act as a shield.



Air preparation units.



## BEVELING TOOLS

Model	Max Free Speed rpm	Max bevel width mm	Max radius mm	Max output		Weight		Max height over guide plate mm	Max output		Free speed		Rec hose size		Air inlet thred BSP	Ordering no
				Kw	hp	Kg	lb		l/s	cfm	l/s	cfm	mm	in		
LSB 38 S085	8500	8	4	1.3	1.7	2.5	5.5	111	28	58	15	31	13	1/2	3/8"	8423 0131 30
GTB 25 S085	8500	15	4	2.5	3.3	3.7	8.1	135	34	72	9	19	16	0.63	3/8"	8423 2525 50

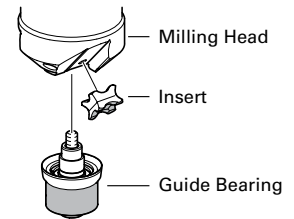


### INCLUDED ACCESSORIES LSB 38

Name	Ordering No
Bevel Milling Head 45°	Included
Guide Bearing C 45°	4150 2240 93
Insert Camfer	4150 2241 92

### INCLUDED ACCESSORIES GTB 25

Name	Ordering No
Bevel Milling Head 45°	4175 0680 87
Guide Bearing C 45°	4175 0680 82
Insert Camfer	4150 2241 92



### OPTIONAL ACCESSORIES LSB 38

Name	Ordering No
Support handle complete	4150 2242 90
Guide Bearing R3	4150 2240 91
Guide bearing R4	4150 2240 92
Insert R3 (Radius 3mm)	4150 2241 90
Insert R4 (Radius 4mm)	4150 2241 91
Exhaust Hose w Clamp	4150 1314 02
Hose Kit	8202 1181 98

### OPTIONAL ACCESSORIES GTB 25

Name	Ordering No
Bevel Milling Head 30°	4175 0680 88
Bevel Milling Head 60°	4175 0680 89
Guide Bearing C 30°	4175 0682 80
Guide Bearing C 60°	4175 0682 81
Guide Bearing R3	4175 0682 82
Guide Bearing R4	4175 0682 83
Insert R3 (Radius 3mm)	4150 2241 90
Insert R4 (Radius 4mm)	4150 2241 91

**NOTE:** Millingheads with angles other than listed above can be provided as special orders for both LSB 38 and GTB 25.

## PRODUCTIVITY KITS

Model	For model	Air Inlet BSP	Max air flow	Hose 5 m	Coupling	Lubrication	Ordering No
MAXI F/R C-T16	GTB 25	1/2"	43 l/s	Turbo 16 mm	Claw	No	8202 0850 05
MIDI Optimizer F/RD EQ10-T13	LSB 38	3/8	35 l/s	Turbo 13 mm	ErgoQIC 10	Yes	8202 0850 17

## AIRLINE ACCESSORIES

Name	Ordering No
MultiFlex	8202 1350 22
Claw coupling	900 0262 00
Blow protector	8202 0100 62
HM Open XL hose reel	8202 1183 39

MIDI Optimizer F/RD EQ10-T13



MAXI F/R C-T16



## ***COMMITTED TO SUSTAINABLE PRODUCTIVITY***

We stand by our responsibilities towards our customers,  
towards the environment and the people around us.  
We make performance stand the test of time.  
This is what we call – Sustainable Productivity.

[www.atlascopco.com](http://www.atlascopco.com)

***Atlas Copco***