


The Atlas Copco logo is positioned in the top left corner, featuring the brand name in a blue serif font between two horizontal blue bars. The background of the entire page is a photograph of a woman and two children running through a path of fallen autumn leaves in a park, with trees and a bright sun in the background.

*Atlas Copco*

A technical drawing, likely a floor plan or architectural blueprint, is overlaid on the bottom right corner of the image. It features various lines, circles, and text annotations, including the alphanumeric code 'CC113'.


## Guida all'installazione Where is my tool

ACTA Service Department

# WIMT - Where is my tool

1. Introduzione 

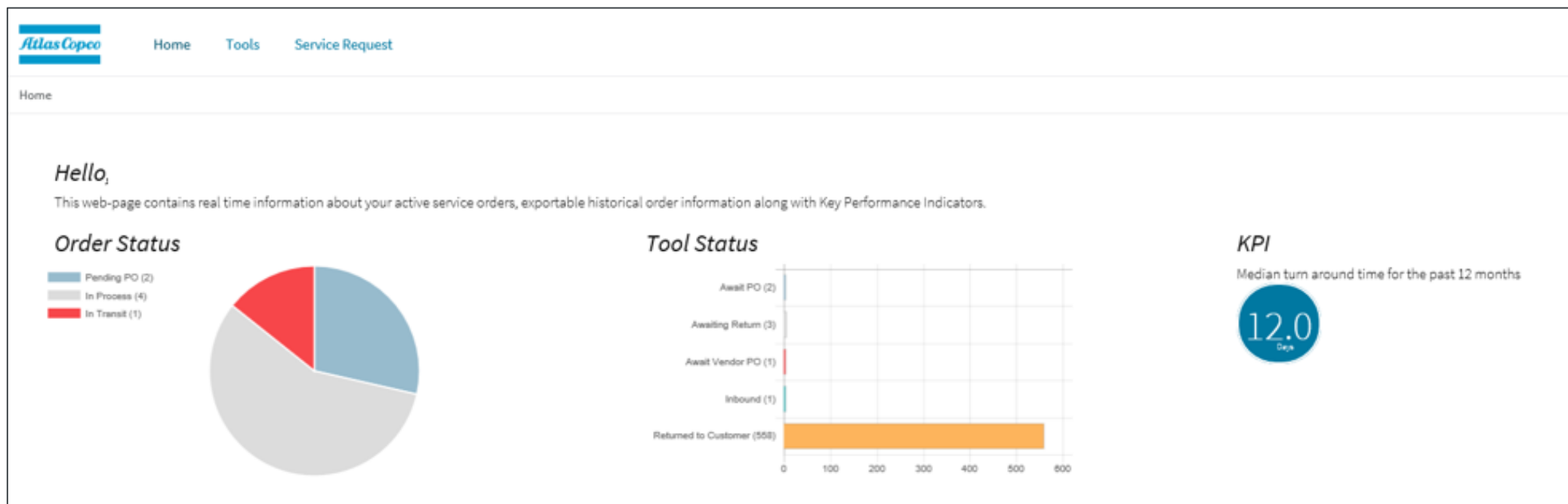
2. Guida all'installazione 

3. Funzionalità 

# Introduzione

## WIMT è un applicativo software gestionale sviluppato da Atlas Copco

Nell'ambito del processo di digitalizzazione della struttura a supporto al cliente, Atlas Copco ha realizzato un software gestionale dedicato alla tracciabilità degli utensili inviati in riparazione o soggetti a manutenzione periodica.



# Introduzione

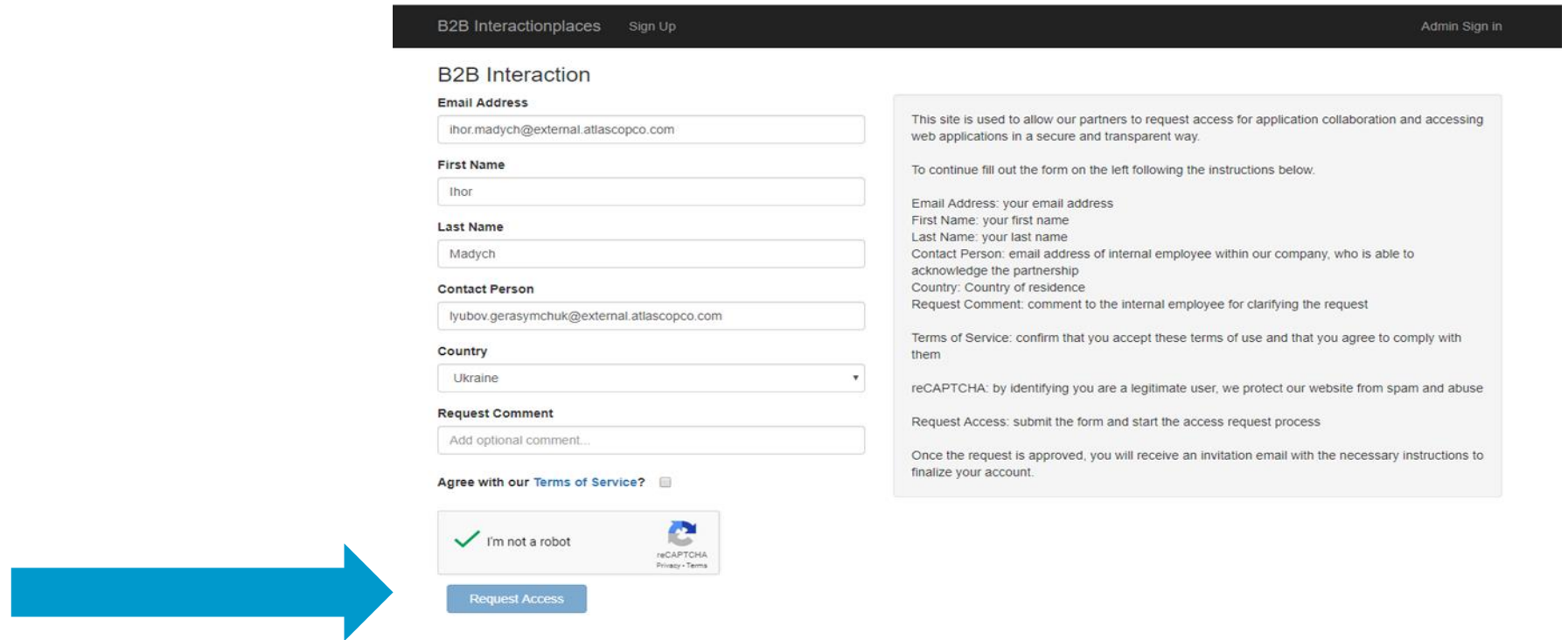
**WIMT ha un grande numero di funzionalità, alcune ancora in corso di definizione:**

- **Stato degli utensili nel workshop:**
  - *Utensile ricevuto da Atlas Copco;*
  - *Riparazione in attesa dell'accettazione da parte del cliente;*
  - *Utensile ritornato al cliente*
- **Panoramica dell'equipaggiamento Atlas Copco presente in stabilimento;**
- **Sommario delle manutenzioni preventive e delle calibrazioni da effettuare;**
- **Riepilogo delle interazioni con il Servizio di manutenzione Atlas Copco:**
  - *Interventi per ogni utensile*
  - *Date degli interventi*
  - *Quotazioni*
  - *Report*
  - *Certificati di calibrazione*

# Guida all'installazione

## Primo Step: Richiesta del software

1. Cliccare su link <https://ac-app-p-app-10000406.azurewebsites.net>
2. Inserire la e-mail ed i dettagli di contatto
3. Cliccare su "request access" e aspettare **l'approvazione** da parte dell'amministratore.



B2B Interactionplaces Sign Up Admin Sign in

### B2B Interaction

**Email Address**  
ihor.madych@external.atlascopco.com

**First Name**  
Ihor


**Last Name**  
Madych

**Contact Person**  
lyubov.gerasymchuk@external.atlascopco.com

**Country**  
Ukraine

**Request Comment**  
Add optional comment...

**Agree with our Terms of Service?**

I'm not a robot  reCAPTCHA Privacy - Terms

**Request Access**

This site is used to allow our partners to request access for application collaboration and accessing web applications in a secure and transparent way.

To continue fill out the form on the left following the instructions below.

Email Address: your email address  
First Name: your first name  
Last Name: your last name  
Contact Person: email address of internal employee within our company, who is able to acknowledge the partnership  
Country: Country of residence  
Request Comment: comment to the internal employee for clarifying the request

Terms of Service: confirm that you accept these terms of use and that you agree to comply with them

reCAPTCHA: by identifying you are a legitimate user, we protect our website from spam and abuse

Request Access: submit the form and start the access request process


Once the request is approved, you will receive an invitation email with the necessary instructions to finalize your account.

# Guida all'installazione


## Secondo Step: Accettare l'invito di WIMT

**Accettare l'invito** di WIMT, che arriverà via mail dopo l'approvazione dell'amministratore.

You're invited to the Atlas Copco organization

 Microsoft Invitations <invites@microsoft.com>  
10:23

To: Ihor Madych

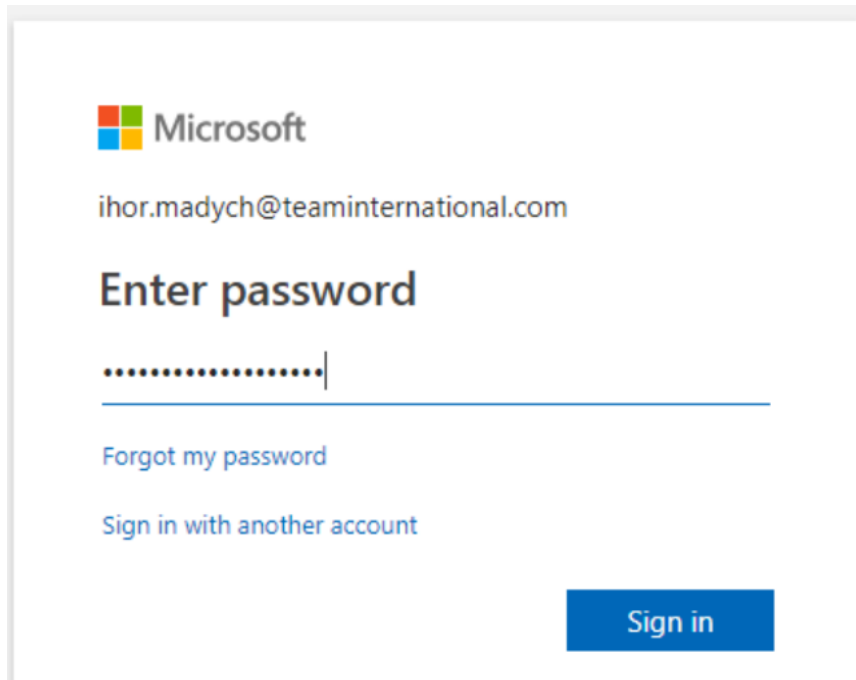


The screenshot shows an email from Microsoft Invitations. The header features the Azure Active Directory logo and the text "Azure Active Directory". The main body of the email states: "You've been invited to access applications in the Atlas Copco organization". Below this text is a prominent green button labeled "Get Started". Underneath the button, it says "Return to the above link at any time for access." At the bottom of the email body, there is a disclaimer: "This email has been sent on behalf of the Atlas Copco organization. Please act on this email only if you trust the Atlas Copco organization. This email may have advertising content. You can unsubscribe from future invitations from the Atlas Copco organization at any time. See Microsoft organization privacy statement to learn more about how Microsoft handles your data." The footer of the email includes the text "Facilitated by : Microsoft Corporation, One Microsoft Way, Redmond, WA 98052" and the Microsoft logo.

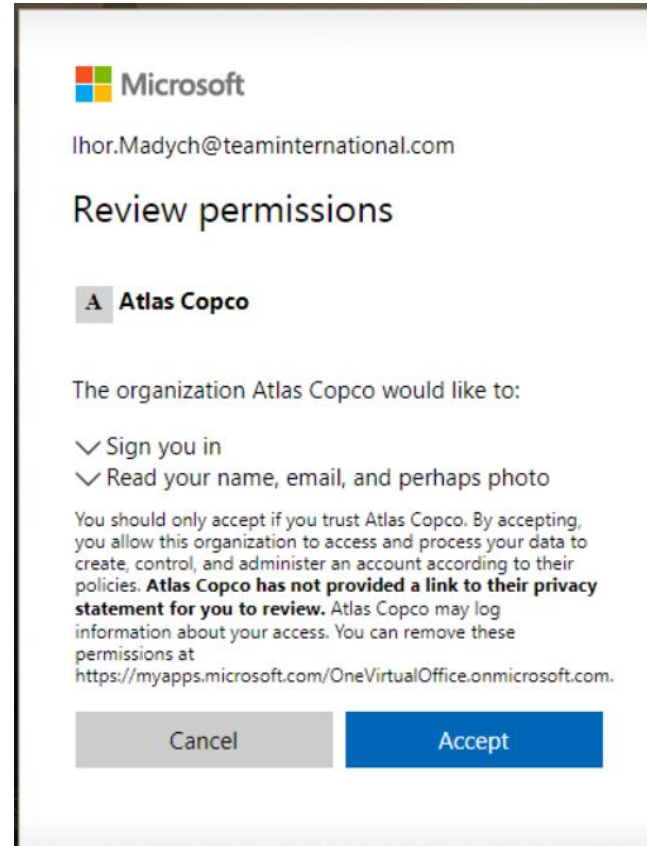
# Guida all'installazione

## Terzo Step: Login

**Completare** i diversi passaggi guidati del login. Se l'account di chi effettua l'accesso non è Microsoft, sarà richiesto un altro step tramite Microsoft Registry:



The image shows a Microsoft login interface. At the top left is the Microsoft logo. Below it, the email address 'ihor.madych@teaminternational.com' is displayed. The main heading is 'Enter password'. There is a password input field with a series of dots and a cursor. Below the input field are two links: 'Forgot my password' and 'Sign in with another account'. At the bottom right, there is a blue 'Sign in' button.

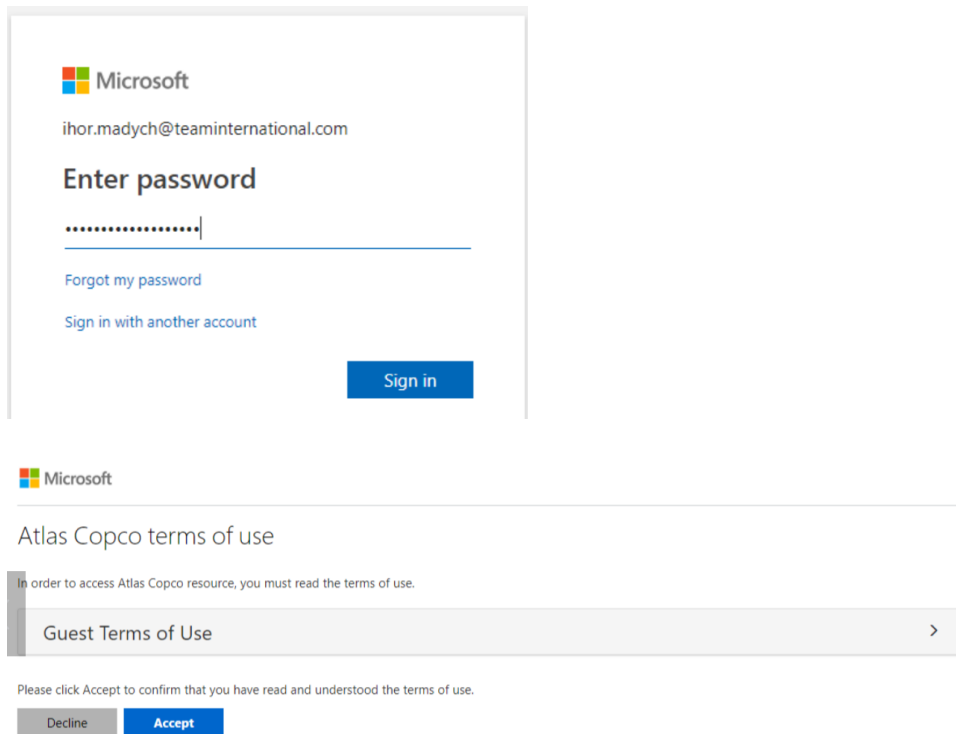


The image shows a 'Review permissions' dialog box from Microsoft. At the top left is the Microsoft logo. Below it, the email address 'Ihor.Madych@teaminternational.com' is displayed. The main heading is 'Review permissions'. Below this, there is a section for 'Atlas Copco' with a small 'A' icon. The text reads: 'The organization Atlas Copco would like to:'. There are two checked items: 'Sign you in' and 'Read your name, email, and perhaps photo'. Below this is a paragraph of text: 'You should only accept if you trust Atlas Copco. By accepting, you allow this organization to access and process your data to create, control, and administer an account according to their policies. **Atlas Copco has not provided a link to their privacy statement for you to review.** Atlas Copco may log information about your access. You can remove these permissions at <https://myapps.microsoft.com/OneVirtualOffice.onmicrosoft.com>'. At the bottom, there are two buttons: a grey 'Cancel' button and a blue 'Accept' button.

# Guida all'installazione

## Terzo Step: Login

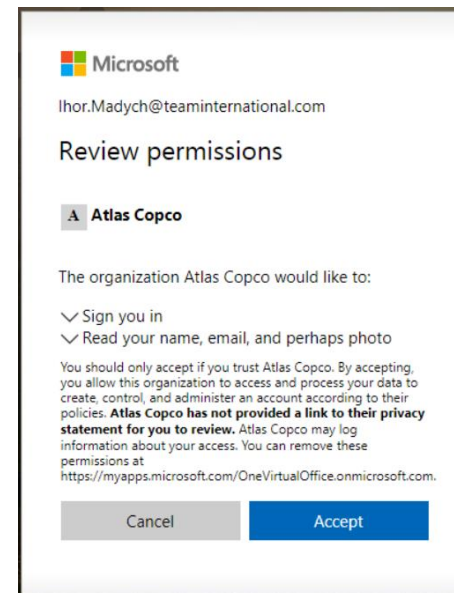
**Completare** i diversi passaggi guidati del login. Se l'account di chi effettua l'accesso non è Microsoft, sarà richiesto un altro step tramite Microsoft Registry:



The screenshot shows the Microsoft login interface. At the top left is the Microsoft logo. Below it, the email address 'ihor.madych@teaminternational.com' is displayed. The main heading is 'Enter password', followed by a password input field with a masked password '.....'. Below the input field are two links: 'Forgot my password' and 'Sign in with another account'. A blue 'Sign in' button is positioned at the bottom right of the login area.

---

Below the login area, the Microsoft logo is repeated. The heading is 'Atlas Copco terms of use'. A message states: 'In order to access Atlas Copco resource, you must read the terms of use.' Below this is a button labeled 'Guest Terms of Use' with a right-pointing arrow. At the bottom, a message says: 'Please click Accept to confirm that you have read and understood the terms of use.' Below this message are two buttons: 'Decline' and 'Accept'.



The screenshot shows a Microsoft 'Review permissions' dialog box. At the top left is the Microsoft logo. Below it, the email address 'Ihor.Madych@teaminternational.com' is displayed. The main heading is 'Review permissions'. Below this is a section for 'Atlas Copco' with a small 'A' icon. The text reads: 'The organization Atlas Copco would like to:'. Below this are two checked items: 'Sign you in' and 'Read your name, email, and perhaps photo'. A paragraph of text follows: 'You should only accept if you trust Atlas Copco. By accepting, you allow this organization to access and process your data to create, control, and administer an account according to their policies. **Atlas Copco has not provided a link to their privacy statement for you to review.** Atlas Copco may log information about your access. You can remove these permissions at <https://myapps.microsoft.com/OneVirtualOffice.onmicrosoft.com>.' At the bottom are two buttons: 'Cancel' and 'Accept'.



# Funzionalità

## Accesso a WIMT – Home page

*Queste funzioni non sono ancora state rilasciate*

↓ ↓ ↓

**Atlas Copco** Home Tools Service Request Enter PO Reminders Admin ATLAS COPCO RENTAL EUROPE -DIVISION unknow

---

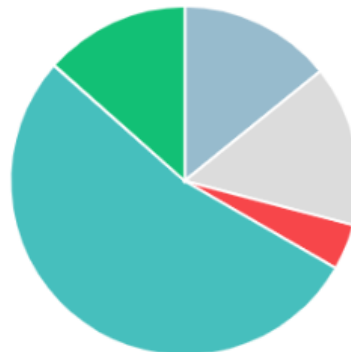
Home

*Hello, Lyuba*

This web-page contains real time information about your active service orders, exportable historical order information along with Key Performance Indicators.

### Order Status

- Pending PO (20)
- In Process (21)
- In Transit (6)
- Received to quote (75)
- Returned (19)



### KPI

Median turn around time for the past 12 months




# Funzionalità

## Accesso a WIMT – Home page – Order Status

- **Returned** – Quando l'utensile è presso il cliente, o se è stato restituito;
- **In Transit** – Atlas Copco è in attesa di ricevere l'utensile;
- **Received to Quote** – Tutte le fasi precedenti alla quotazione, dopo che l'utensile è stato consegnato ad Atlas Copco;
- **Pending PO** – le fasi legate all'emissione del PO da parte del cliente;
- **In Process** – Tutte le fasi successive all'invio dell'ordine e precedenti alla restituzione dell'utensile;

### *Order Status*




# Funzionalità



## WIMT – Tools - Funzioni


Tramite questa **dashboard** il cliente ha accesso alle informazioni più significative dei suoi utensili, oltre che a *diverse funzionalità*:

- **Request Serviced due** – Generazione automatica di liste di strumenti per i quali è *raccomandata/necessaria manutenzione*;
- Possibilità di **customizzare la dashboard**, filtrando e nascondendo le colonne all'evenienza;
- **Download dei report**, nei formati .PDF, .XLSX.

Home > Tools

Search 

  Request Services Due Set Columns

Status is In Transit 

Actions	Tool Serial	Tool Id	Subtype	Company Id	Manufacturer	Model	Y Status	▲ Location Name	Due ...	Last ...	Calib...	Desc...	PO N...	R
Add To Request	TEST-CLEAR-PO-1	.EAR-PO-1	TENSOR S TRANS...	GBI0103000650	ATLAS COPCO	ETV S7-10...	In Transit	<input type="checkbox"/> Pending PO <input type="checkbox"/> In Process <input checked="" type="checkbox"/> In Transit <input type="checkbox"/> Received to quote <input type="checkbox"/> Returned  Apply Filter Clear Filter			313562	AC,ETV S7...	WAITING ...	EO
Add To Request	TEST-CONTRACT-1	INTRACT-1	TENSOR S TRANS...	GBI0103000650	ATLAS COPCO	ETV S7-10...	In Transit				313417	AC,ETV S7...	222000222	EO
Add To Request	TEST-RA1	TEST-RA1	TENSOR S TRANS...	GBI0103000650	ATLAS COPCO	ETV S7-10...	In Transit				313589	AC,ETV S7...		EO
Add To Request	TEST-RA2	TEST-RA2	TENSOR S TRANS...	GBI0103000650	ATLAS COPCO	ETV S7-10...	In Transit				313590	AC,ETV S7...		EO
Add To Request	TEST-RA-7	TEST-RA-7	TENSOR S TRANS...	GBI0103000650	ATLAS COPCO	ETV S7-10...	In Transit				313608	AC,ETV S7...	WAITING ...	EO
Add To Request	TEST-WIMT-1	ST-WIMT-1	TENSOR S TRANS...	GBI0103000650	ATLAS COPCO	ETV S7-10...	In Transit				313616	AC,ETV S7...	123	EO

# Funzionalità

## WIMT – Tools – Descrizione dei campi

- **Tools Serial** = Seriali degli utensili
- **Tool ID** = ID dell'utensile
- **Subtype** = Breve descrizione tipologia utensile
- **Company Id** = ID azienda
- **Manufacturer** = Fornitore
- **Model** = modello del prodotto
- **Status** = Pending PO, In Process, In Transit, Received to Quote, Returned
- **Location & Location Description** = breve descrizione dell'attuale locazione dell'utensile
- **Due Date** = Data di ritorno attesa (per il cliente)
- **Last Cal Date** = la data dell'ultima calibrazione effettuata sull'utensile
- **Calibration Number** = un numero riferito alla calibrazione che si genera automaticamente
- **Description** = Descrizione utensile
- **PO Number** = Numero del purchase order
- **RA Number** = Codice identificativo riferito ad ognuna delle riparazioni sull'utensile
- **Maintenance Last, Maintenance Due** = Questo campo è compilato solo se a sistema esiste una manutenzione programmata per l'utensile.
- **Last Modified** = Data dell'ultima modifica

# Funzionalità

## WIMT – Tools – Dettaglio dell'utensile: Contiene indicazioni generali, come località, transazioni, Calibrazioni e manutenzioni programmate

Atlas Copco Home Tools Service Request(1) Enter PO Reminders Admin ATLAS COPCO RENTAL EUROPE - DIVISION Lyuba English Logout

Home > Tools > CHECK-WO-3

^ Details

<b>General Info</b> Id: CHECK-WO-3 Serial Number: CHECK-WO-3 Type: ELECTRIC ASSEMBLY TOOLS Subtype: Article Number: 8433028097 Model Number: ETV S7-100CTADS-HAD Manufacturer: ATLAS COPCO Description: AC,ETV S7-100CTADS-HAD,ELECTRIC ASSEMBLY TOOLS,TENSOR S TRANSDUCERIZED,8433028097 Vendor: ACGBI Purchase Date: 19.11.2018 Department: Notes:	<b>Location</b> Location Name: Location Description:  <b>Transaction Information</b> Current Vendor: ACGBI Status: Await PO PO Number: WAITING PO RA Number: E009245 toolDetails.label.lastModifiedDate: 19.11.2018 Last Tracking Number: Contact: TDEEXTNBN Contact Email:	<b>Maintenance Schedule</b> Last Maintenance: Next Maintenance: Maintenance Interval: 12 MONTHS  <b>Calibration</b> Last Calibration: Next Calibration: Calibration Status: 0 Calibration Interval: Certificate Number: Certificate Type:
--	---	--

# Funzionalità

## WIMT – Tools – Events

In basso nella sezione «Events», è possibile accedere alla documentazione specifica alle transazioni legate all'utensile: bolle di trasporto, report di manutenzione, di calibrazione, ecc....

^ Events

^ E000193 (02.07.2018 - 02.07.2018)

Event	Completed	Documents
Receive	02.07.2018	<a href="#">↓ BIN-85522.PDF</a>
Order	02.07.2018	<a href="#">↓ ORDER-85523.PDF</a>

Edit

Back

The logo consists of the brand name 'Atlas Copco' in a white, elegant script font. It is centered between two thick, horizontal white bars that extend to the left and right edges of the text area.

*Atlas Copco*

[atlascopco.it](http://atlascopco.it)

